

# Knowledge categories



**Media and  
Materials**



**Colour Theory**



**Effects**



**Techniques**



**Emotions**



**Visual Language**



**Process**



**Artists and Artisans**



**Styles and Periods**



## Styles and Periods

The history of art is immense with the earliest cave paintings pre-dating writing by almost 27,000 years. Since the beginning of time, human beings have attempted to demonstrate their feelings on life, love, religion and other topics by creating art. Whether it is architecture and paintings, or sculpture and drawings, their art has allowed us to see how artists viewed the world in their time. As time and technology progressed, so did art, and it has been divided into periods based on techniques and common trends. Aspects of this category of knowledge may include:


- Development and changes in art through time - from Stone Age carving to contemporary art
- Availability of materials and technological advancements
- Common themes expressed through art e.g. love, war, food, religion, home
- Historical events - e.g. social and political influences
- Artistic pioneers who created an art movement or are significant within a specific period or for a particular style



# At the seaside



## Quick summary



Artists have used the seaside as inspiration for their work for many hundreds of years. Impressionist artists were particularly inspired by beach scenes with the beautiful colours, shapes, and effects of sunlight seen in their finished work. The beach, the ocean, and the seashores are amazing sources of colour and light - Romantic artists also used beach settings to depict different emotions. Most artists liked to reflect on the shimmering light, the activities being enjoyed, and to create the feeling of happiness, calmness and warmth.



## Styles and periods

**Impressionism:** In the 19th century a group of artists in France, started to draw and paint landscapes and scenes of everyday life. They were not trying to paint a realistic picture, but an 'impression' of what the person, object or landscape looked like to them. They wanted to capture the movement and life of what they saw and show it to us as if it is happening before our eyes. They often painted thickly and used quick (and quite messy) brush strokes. Most of the paintings before impressionism have a much flatter, neater surface and you can't really see the brushstrokes at all.



## Artists and Artisans

Famous artists who have created seaside paintings and sculptures include:

Joseph Turner (1775-1851) - English Romantic  
Edgar Degas (1834-1897) - French Impressionist  
Claude Monet (1840 -1926) - French Impressionist  
Anthony Gormley (born 1950) - British sculptor



## Colour theory

**Warm colours,** such as red, yellow, and orange remind us of things like the sun or fire.

**Cool colours,** such as blue and green, give a **cool** feeling because they remind us of things like water, ice and the refreshing sea.



## Techniques

### Brushstroke:

- short thick strokes to capture the basic look of the sea
- quickly applied strokes to create the feeling of movement

### Texture mixing:

- mix sand with paint to create a grainy feel



## Vocabulary

**Inspiration:** a feeling of enthusiasm you get which gives you ideas

**Impressionist:** an artist who painted in the style of Impressionism

**Romantic:** artists who depicted feelings and emotions

**Shimmering:** shining with a faint, unclear light



## Media and Materials



## Techniques



## Process



## Colour theory



## Emotions



## Artists and Artisans



## Effects



## Visual language



## Styles and periods

## POP tasks: Milestone 1 – At the seaside

The children will increase their understanding of the concepts in this topic by exploring:



Styles and periods



Artists and Artisans



Techniques



Colour theory

### Basic

- **What** is impressionism?
- **Which** country did the first impressionists come from?
- **When** did impressionism first start?
- **What** did romantic artists like to show in their art?

- **Can** you name any famous artists who used the seaside as inspiration for their artwork?
- **Who** were some of the famous French impressionists?
- **What** type of art is Anthony Gormley famous for creating?

- **What** kind of brush stroke helps when painting the sea?
- **Why** could it be a good idea to quickly apply brush strokes when painting the sea?
- **Why** might you mix sand with paint when creating a seaside painting? **Copy** this technique in your own seaside painting.

- **Which** colours could be described as being 'warm'?
- **Which** colours could be described as being 'cool'?
- **Which** colours could you use to paint the sun?
- **Which** colours could you use to paint the sea?

### Advancing

- Compare and contrast the range of emotions that romantic artists might show when using the seaside as inspiration.
- **Why** do impressionist artists choose not to paint things in a realistic way?

- **Find out** about the work of a famous impressionist painter who used the seaside for inspiration.
- **Compare and contrast** a seaside painting by Turner (romantic style) and Edgar Degas (impressionist style).

- **Experiment** mixing other materials with paint to change the texture when painting the sea or the sand.
- **Explain**, using a famous seaside painting, how an artist has tried to show the movement of the sea.

- **Suggest reasons why** artists might choose to use different warm or cool colours when creating seaside artwork.
- **Compare and contrast** the colours used in the seaside paintings of the impressionists with the jungle paintings of Rousseau.

### Deep

- **Investigate** a range of seaside artwork and choose one piece that best shows the style of impressionism.
- **Always true, sometimes true, never true...** Romantic artists were inspired by painting the seaside to create a feeling of relaxation and calmness

- **Recommend** a seaside painting by an impressionist painter and **justify** why you have chosen it
- **Discuss with a friend** whether you prefer the seaside artwork of a romantic painter or an impressionist painter.

- **Explore how** changing the speed of brushstrokes can change the look of the movement of the sea
- **True or false:** Sand is the only material to mix with paint to create a grainy texture

- **Do you agree** that the deeper a warm/cool colour used, the hotter/colder that part of the painting looks to the viewer?
- **Investigate** why an artist might use warm colours to contrast with the cool colours of the sea

# At the seaside: Artist Spotlight - Claude Monet



Quick summary



Claude Monet (1840-1926) was a famous French painter who was known to be the founder of the Impressionist group of painters. In 1872, he painted 'An Impression, Sunrise'. When exhibited in 1874, part of its title was used negatively by a critic to label the style as 'Impressionism'. The critics said his paintings looked unfinished. However, Monet's paintings sold very well and he continued to experiment with colour and light, usually painting outdoors. Monet is now known as one of the greatest painters of all time.



Effects

Monet and other Impressionists often painted the same view or object over and over trying to capture different moments in light, colour, and time. The paintings, with thick dabs and blobs of paint, made some people wonder if the artist finished the painting in a hurry - this was deliberate to give the effect of capturing a moment in time.



Process

- Monet was inspired by an artist, Eugene Boudin, who became his mentor and eventually taught him how to use oil paints
- Monet used pastels and charcoal when experimenting and practising as a young artist
- Monet carried a sketchbook around with him to quickly draw his ideas down on paper
- He learnt about the effect of light by painting the same subject over and over again in different types of light



Visual language

- The Beach at Trouville**
- Ordinary, everyday scene
  - A moment of sunlight and colour captured - brightness of the white dress not in the shade
  - Blurry detail in faces of the two women



Techniques

Monet often painted thickly and used quick (and quite messy) brush strokes. He used a wide range of vibrant colours. Most of the paintings before Impressionism had a much neater finish and you cannot really see the brushstrokes at all.



Vocabulary

**Founder:** a person who started something like a company or club  
**Exhibited:** put in a public place, like an art gallery  
**Critic:** a person who writes and expresses opinions about things such as books or art.  
**Vibrant:** very bright and clear  
**Deliberate:** on purpose  
**Mentor:** a teacher or coach



Media and Materials



Techniques



Process



Colour theory



Emotions



Artists and Artisans



Effects



Visual language



Styles and periods

## POP tasks: Milestone 1 – At the seaside: Artist Spotlight - Claude Monet

The children will increase their understanding of the concepts in this topic by exploring:

### Basic



Process

- **Which** artist inspired Monet to paint?
- **Which** materials did Monet experiment with when he was learning to paint?
- **How** did Monet learn to paint the effect of light?
- **Where** did Monet usually paint?



Effects

- **Why** did Monet and other impressionist artists paint the same view or object over and over again?
- **Why** did Monet often use thick dabs and blobs of paint?
- **What** did Monet's critics think when they saw his use of thick dabs and paint blobs?



Techniques

- **What** type of brush strokes did Monet use?
- **How** would you describe a vibrant colour, as used by Monet?
- **Copy** Monet's use of vibrant colours in your own seaside artwork.



Visual language

- **Describe** the scene in Monet's 'The Beach at Trouville'.
- **What** word could you use to describe the detail of the women's faces in the painting?
- **Why** is part of the white dress much brighter than the rest of the clothing?

### Advancing

- **What are the similarities and differences** between how Claude Monet and William Blake experimented when they were learning to be an artist?
- **Suggest reasons** why so many artists, like Monet, carried sketchbooks around with them.

- **Experiment** with using different thicknesses and blobs of paint to create different effects
- **Consider** how Monet would have answered if he was asked why he painted things over and over again.

- **Summarise** the main differences between Monet's techniques and those of artists before the impressionist period.
- **Explain** why the brushstroke techniques of Claude Monet and Georgia O'Keeffe are very different.

- **Suggest reasons** why a critic would have described Monet's painting 'The Beach at Trouville' as looking unfinished.
- **Give examples of** how sunlight has been captured in this painting.

### Deep

- **Do you agree...?**  
Artists should always carry a sketchbook with them to quickly draw their ideas on paper.

- **Prove**, using different paintings, why painters like Monet believed their style created the effect of capturing a moment in time.

- **Justify** which style you prefer - the messy, unfinished look of Monet's paintings or the neat and accurate style of John Constable's landscape paintings.


- **Imagine** you were changing the blurry faces in Monet's painting 'The Beach at Trouville' - what facial detail and expressions would you paint and why?



# Abstract Art



Quick summary



Abstract art is a modern form of art where the picture or sculpture produced does not represent images of our everyday world. Instead, the artwork has colours, lines and shapes but the artist is not intending to represent objects or living things. The artist is usually trying to convey some kind of emotion. Although at first glance, many examples of abstract art appears to be quite random, the artists have planned their work in great detail hoping to capture emotions and thoughts on the canvas or within the sculpture.

Abstract Art became particularly popular in the United States of America during the 20th century although artists across the world became well known for developing this style. The painting shown is called 'Electric prisms' and was created by Sonia Delaunay, a French artist in 1914.



Artists and Artisans

Famous artists known for creating abstract art include:

Wassily Kandinsky (1866-1944) - Russian painter  
Piet Mondrian (1872-1944) - Dutch painter  
Henry Moore (1896-1986) - English artist and sculptor  
Sonia Delaunay (1899-1979) - French painter  
Mark Rothko (1903-1970) - American painter  
Jackson Pollock (1912-1946) - American painter  
Michelangelo (1475-1564) - Italian painter and sculptor  
Raphael (1483-1520) - Italian painter



Styles and periods



'Colour field painting' became popular as a form of abstract art in the 1950's and started in the USA. Artists who used this style tried to paint emotion onto large canvases using solid, geometrical shapes of bright colour, as in this painting by Frank Stella in 1967. There were also artists who painted vibrant shapes but, instead of filling them with solid colours, used many colours to outline them.



Colour theory

Abstract artists often used strong colour contrasts to create a big impact on the viewer. For example, dark/light, warm/cool, transparent/opaque and chromatic/grey are all examples of making paintings more exciting with visual contrast.



Techniques

One famous Abstract artist was Jackson Pollock who created paintings without using brushstrokes. Instead, he used a technique where he would splash and dribble paint onto a large canvas straight from a can. This later became known as 'Action painting' and was used to show the emotion of the artist through the physical act of painting.



Vocabulary

**Random:** not following a plan or pattern  
**Geometrical:** shapes that consist of regular shapes and lines  
**Outline:** the edge of an object or shape shown with a line  
**Contrasts:** big differences between two things when you compare them  
**Transparent:** can see through it  
**Chromatic:** having colours  
**Physical:** to do with the body, how things are touched and seen



Media and Materials



Techniques



Process



Colour theory



Emotions



Artists and Artisans



Effects







Visual language



Styles and periods

## POP tasks: Milestone 2 – Abstract Art

The children will increase their understanding of the concepts in this topic by exploring:


	Basic	Advancing	Deep
 <p>Styles and periods</p>	<ul style="list-style-type: none"> <li>• <b>List</b> some of the common features of abstract art</li> <li>• <b>When and where</b> did abstract art become popular?</li> <li>• <b>What</b> do abstract artists often paint when using the 'colour field' style?</li> </ul>	<ul style="list-style-type: none"> <li>• <b>Explain why</b> an abstract artist is unlikely to paint a real object or living thing.</li> <li>• <b>Summarise</b> the key abstract features within Sonia Delaunay's painting 'Electric prisms'.</li> </ul>	<ul style="list-style-type: none"> <li>• <b>Why do you think</b> some people describe abstract art as having been produced in a 'random' way? <b>Justify your answer</b> with specific examples.</li> </ul>
 <p>Artists and Artisans</p>	<ul style="list-style-type: none"> <li>• <b>Name</b> at least two American abstract artists</li> <li>• <b>How</b> did British artist Henry Moore produce his abstract art?</li> <li>• <b>Who</b> painted 'Electric prisms' in 1914?</li> </ul>	<ul style="list-style-type: none"> <li>• <b>Compare and contrast</b> Henry Moore's abstract sculptures with the realist sculptures created during the Renaissance period.</li> <li>• <b>Find evidence of</b> similar abstract features used by American abstract artists.</li> </ul>	<ul style="list-style-type: none"> <li>• <b>Investigate</b> the work of a modern day abstract artist and compare their work to that of some of the first American abstract artists.</li> </ul>
 <p>Colour theory</p>	<ul style="list-style-type: none"> <li>• <b>Why</b> do abstract artists often use strong contrasting colours?</li> <li>• <b>What</b> is meant by the word 'chromatic'?</li> <li>• <b>Give</b> a definition of the term 'transparent'</li> <li>• <b>Name</b> the contrasts to the terms below 1. Dark. 2. Cool. 3. Transparent. 4. Chromatic</li> </ul>	<ul style="list-style-type: none"> <li>• <b>Explain why</b> the colours used by L.S.Lowry would not have been as effective if used to create abstract art.</li> <li>• <b>Explore</b> the impact of the use of chromatic and grey contrasts when creating a piece of abstract art.</li> </ul>	<ul style="list-style-type: none"> <li>• <b>Always true, sometimes true, never true:</b> 'Strong contrasting colours are effective for all styles and types of art'.</li> </ul>
 <p>Techniques</p>	<ul style="list-style-type: none"> <li>• <b>What</b> technique did Jackson Pollock use instead of brushstrokes?</li> <li>• <b>Why</b> do some abstract artists use the technique of 'action painting'?</li> <li>• <b>Copy</b> Jackson Pollock's painting technique to create a piece of abstract art.</li> </ul>	<ul style="list-style-type: none"> <li>• <b>Explain why</b> 'action painting' is an effective technique for an artist wanting to show emotion in their art.</li> </ul>	<ul style="list-style-type: none"> <li>• <b>Why do you think</b> that art critics have very different opinions of the work of artists like Jackson Pollock who use different techniques to brushstrokes?</li> </ul>



# Abstract Art: Artist Spotlight - Wassily Kandinsky



Quick summary



Wassily Kandinsky was born in Moscow, Russia in 1866 and, as a child, enjoyed music and learned to play the cello and the piano. In fact, Kandinsky was 30 when he decided to go to an art school in Germany and train to become an artist.

He was inspired by colours and painters such as Claude Monet. After experimenting with landscape painting, Kandinsky began to think that shapes and colours alone could be art, without the need for a particular subject. Over the next few years, he became one of the pioneers of Abstract Art as he developed his ability to express his feelings and music through shapes and colours in his paintings. His art and essays on art have had huge influence over many artists during the last century.



Emotions

Kandinsky believed that feelings and music could be expressed through colours and shapes in his paintings. He thought that certain colours placed together could harmonise like chords on a piano. He was very interested in shapes and used circles, triangles and squares regularly in his creations. He believed that the triangle would cause aggressive feelings, the square would lead to calm feelings, and the circle would give spiritual feelings.



Process

'Kandinsky wrote essays about the process of creating art and, although he believed making art was about freedom, he believed strongly in the 5 processes below:

- Express your inner feelings and emotions rather than trying to follow a trend
- Don't paint things - paint in abstract form.
- Use colour as a window into the human soul - he believed each colour linked to a personality or emotion
- Treat art like music - artists should experiment with repetition, scale and colour to create rhythm and amplification
- Be original so that you have a positive impact on society with your artwork



Visual language

'Yellow, Red, Blue' (see above), painted in 1925 is typical of Kandinsky's style consisting of geometric shapes and bright colours. In this painting, he mainly used the colours listed in the title but with a spectrum of complementary secondary hues. The eye is taken on a journey of straight lines, curves and waves with light and shade used to create visual impact.



Media and Materials

Kandinsky worked with a wide range of materials and painted on canvas, wood and even glass. He is well known for his choice of vivid colours and used oils, watercolours, gouache, tempera and even mixtures of these media.



Vocabulary

**Pioneer:** one of the first people to do something  
**Essay:** a short piece of writing about one subject  
**Harmonise:** fit well with each other  
**Chord:** musical notes played or sung at the same time  
**Spiritual:** people's thoughts or beliefs often about religion  
**Trend:** a fashion or something many people copy  
**Amplification:** making louder or stronger  
**Spectrum:** a range of colours  
**Hues:** shades of colour  
**Gouache:** painting with opaque watercolours mixed with glue



Media and Materials



Techniques



Process



Colour theory



Emotions



Artists and Artisans



Effects



Visual language



Styles and periods

## POP tasks: Milestone 2 – Abstract Art: Artist Spotlight - Wassily Kandinsky

The children will increase their understanding of the concepts in this topic by exploring:

### Basic

### Advancing

### Deep



Process

- **What** did Kandinsky encourage artists to do instead of following a trend?
- **How did** Kandinsky believe artists can treat art like music?
- **Why** does Kandinsky think it is important to be original?

- **Explain** what Kandinsky meant when he said that colour should be used as 'a window into the human soul'
- **Explore** ways of sketching and colouring shapes using repetition to create 'amplification'.

- **Prove** how the 5 processes described in Kandinsky's essays show that he believed that art was about freedom?



Emotions

- **Which** three shapes did Kandinsky regularly use to convey emotions?
- **Which** shape did Kandinsky use to show anger and aggression?
- **Why** did Kandinsky often use square shapes?

- **Choose** a set of different shapes to show different emotions - **explain** your choices.
- **Find evidence of** how other abstract artists have used shapes to convey emotion like Kandinsky.

- **Do you agree that** using shapes to show a range of emotions, like Kandinsky, is just as effective as showing facial expressions and gestures when drawing and painting people?



Media and Materials

- **List** three materials that Kandinsky preferred to paint onto.
- **Name** at least three types of paint that Kandinsky used to create his abstract art.
- **Describe** what is different about 'gouache' paint.

- **Compare and contrast** the effect of painting on wood, canvas and glass.
- **Explore** the impact of using gouache paint - **experiment** with different amounts of glue to create different effects.

- **Experiment** with Megan Coyle's collage style to create a piece of abstract art using shapes and vivid colours like Kandinsky - **evaluate** the finished piece by comparing to the paintings of Kandinsky.



Visual language

- **What** are the main features of Kandinsky's painting 'Yellow, Red, Blue'?
- **What** is meant by the term 'spectrum'?
- **Copy** Kandinsky's use of yellow, red and blue colours and different shapes to create an abstract painting.

- **Explain to a friend** what is meant by 'complementary secondary hues and give specific examples.

- **Present a piece of writing** to demonstrate how, when looking at 'Yellow, Red, Blue', the eye is taken on a journey of straight lines, curves and waves.

# A Study of Surrealism



## Quick summary



Surrealism (which means 'beyond reality') began with people in the 1920's who believed that the way to find out about truth in the world was through the subconscious mind and dreams, rather than through thinking logically. Surrealists included poets and writers as well as artists and became a popular movement in France to start with before becoming more widely popular during its peak in the 1930's. The first known surrealist was actually a poet from France called Andre Breton who wrote 'The Surrealist Manifesto' in 1924. Surrealist artists explored the subconscious areas of the mind which they believed could steer behaviour and emotion - this often meant that the artwork made little sense as it was usually trying to show a dream or the random thoughts of the artist. Surrealist art can be surprising with unexpected items placed next to each other for no obvious reason!



## Artists and Artisans

Famous artists known for creating surrealist art include:  
 Paul Klee (1879 - 1940) - Swiss painter  
 Max Ernst (1891-1976) - German painter and sculptor  
 Joan Miro (1893-1983) - Spanish painter and sculptor  
 Rene Magritte (1898 - 1972) - Belgian painter  
 Alberto Giacometti (1901-1966) - French sculptor  
 Salvador Dali (1904-1989) - Spanish painter  
 Michelangelo (1475-1564) - Italian painter and sculptor  
 Raphael (1483-1520) - Italian painter



## Visual language

The painting shown above has the title 'Around the Fish' and was painted in 1926 by the Swiss artist, Paul Klee. It is a typical example of a surrealist painting as it seems quite random and difficult to explain. Surrounding a plate of fish can be seen things like a cross, full and crescent moons, a red flag and an arrow, amongst other objects. The black background makes the objects appear to be hovering against a dark abyss. The arrow pointing at the form of a head possibly shows the link to the subconscious mind. Klee described his stylised and enigmatic objects as growing in his art to show that there is more to each item than what our knowledge of the object or shape suggests.



## Colour theory

The use of colour is very important to surrealists. Some used dull colours in the background and bright colours for their main objects to give them more **emphasis**. Max Ernst used colour to represent the characteristics of specific weather - such as blue for rain, red for the burning sun and yellow for a normal sunny day.



## Effects

Some surrealist artists used **automatism** which helped provide the effect of chance or the release of a stream of subconscious thoughts in the mind. Andre Masson, for example, often used a sticky substance called **gesso** and let it fall onto the surface of the canvas. He then threw sand over it, letting the grains stick to the gesso. Finally, he doodled and painted around the grains.



## Vocabulary

**Subconscious:** part of your mind that affects your behaviour even though you are not aware of it  
**Logically:** explained or reasoned with facts or evidence  
**Crescent:** a curved shape that is wider in the middle  
**Abyss:** a deep hole in the ground  
**Stylised:** using unreal artistic forms to create effects  
**Enigmatic:** mysterious, difficult to understand  
**Emphasis:** to make something seem more important  
**Automatism:** performing actions without control or without conscious knowledge  
**Gesso:** a white substance mixed with glue



## Media and Materials



## Techniques



## Process



## Colour theory



## Emotions



## Artists and Artisans



## Effects







## Visual language



## Styles and periods

## POP tasks: Milestone 3 – A Study of Surrealism

The children will increase their understanding of the concepts in this topic by exploring:

	Basic	Advancing	Deep
 <p>Artists and Artisans</p>	<ul style="list-style-type: none"> <li>• <b>Name</b> some famous surrealist artists</li> <li>• <b>Who</b> is now considered to be the first surrealist and <b>what</b> was he famous for?</li> <li>• <b>In which</b> decade did surrealism begin and <b>when</b> was surrealist art considered to be at its most popular?</li> </ul>	<ul style="list-style-type: none"> <li>• <b>Find</b> out about the sculptures of Alberto Giacometti - <b>find out why</b> he is considered to be the most important surrealist sculptor.</li> <li>• <b>Explain to a friend</b> why the famous surrealists produced art that was difficult to make sense of and understand.</li> </ul>	<ul style="list-style-type: none"> <li>• <b>Research</b> 'Rene Magritte's self-portrait 'The Son of Man' - suggest reasons why this painting is a good example of a surrealist style.</li> </ul>
 <p>Visual language</p>	<ul style="list-style-type: none"> <li>• <b>Why</b> might Paul Klee's painting 'Around the Fish' be considered as very typical of surrealism?</li> <li>• <b>What</b> is the effect of Klee's use of a black background?</li> <li>• <b>Why</b> is the arrow pointing to the head significant?</li> </ul>	<ul style="list-style-type: none"> <li>• <b>Compile</b> a list of questions you would want to ask Paul Klee about his 'Around the fish' painting.</li> <li>• <b>Summarise</b> Klee's explanation for why he wanted the objects he painted to appear as if they were growing.</li> </ul>	<ul style="list-style-type: none"> <li>• <b>Analyse</b> the painting 'Around the Fish' - <b>True or false</b> - the objects painted by Klee surrounding the plate of fish are all random and have no meaning. Give reasons to <b>justify</b> your answer.</li> </ul>
 <p>Colour theory</p>	<ul style="list-style-type: none"> <li>• <b>How</b> do some surrealists give greater emphasis to the main objects painted?</li> <li>• <b>How</b> did Max Ernst use colour to represent the weather?</li> <li>• <b>Copy</b> Ernst's use of colour to represent the weather using a surrealist style.</li> </ul>	<ul style="list-style-type: none"> <li>• <b>Compare and contrast</b> the use of colour by surrealist artists and those who were famous for producing pop art.</li> <li>• <b>Experiment</b> with the use of dull background colours and bright colours for main objects in a surrealist painting - <b>evaluate</b> the effect of emphasis.</li> </ul>	<ul style="list-style-type: none"> <li>• <b>Always true, sometimes true, never true:</b> The colours used for painting the background of a piece of art should be dull.</li> </ul>
 <p>Effects</p>	<ul style="list-style-type: none"> <li>• <b>What</b> is the effect of using 'automatism' in art?</li> <li>• <b>Why</b> did Andre Masson use the substance 'gesso'?</li> <li>• <b>Copy</b> this Masson's use of gesso by trying different materials to throw onto the paper/canvas.</li> </ul>	<ul style="list-style-type: none"> <li>• <b>What are the differences between</b> Masson's 'automatist' technique and the paintings of surrealists Klee and Dali?</li> </ul>	<ul style="list-style-type: none"> <li>• <b>Investigate why</b> famous artists from different periods and styles might disagree with the use of an 'automatist' technique.</li> </ul>