




ChrisQuigley  
Education



# LEADERSHIP LENSES

SCHOOL EVALUATION FRAMEWORK



# What is Leadership Lenses?

Leadership Lenses is a brand new way to evaluate and improve your school based on two main questions:



How good are pupils' outcomes?

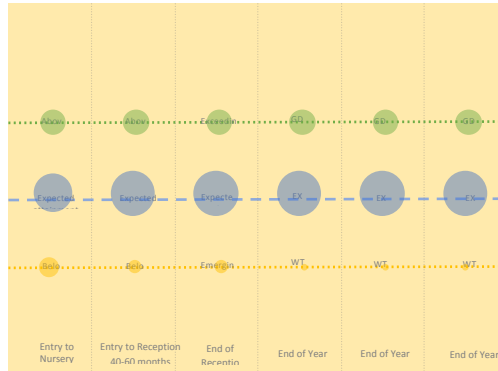


How come?

## Outcomes

Use simple tables to help summarise pupils' outcomes in

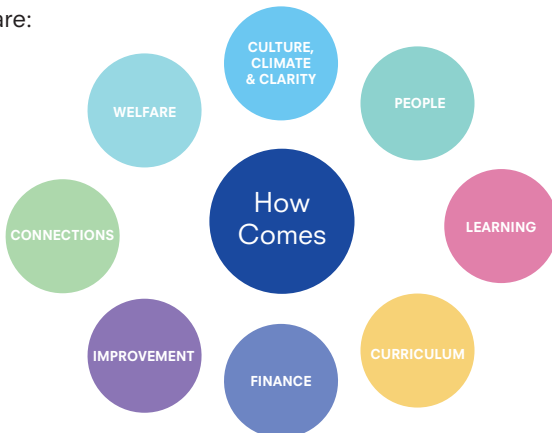
- Academic development
- Personal development




## How comes?

Once leaders know the outcomes, they ask, 'How come?' To do this we have created **eight lenses** that provide the focus for explaining why outcomes are as they are.

The eight lenses are:



Each lens has a set of indicators. Here is an example of the indicators in the Culture, climate and clarity lens:



## Magic Quadrants™

Magic Quadrants™ is a unique system developed by Chris to help schools to move beyond Ofsted grades when evaluating the effectiveness of school provision.

The quadrants are based on three factors:



How clear is everyone?

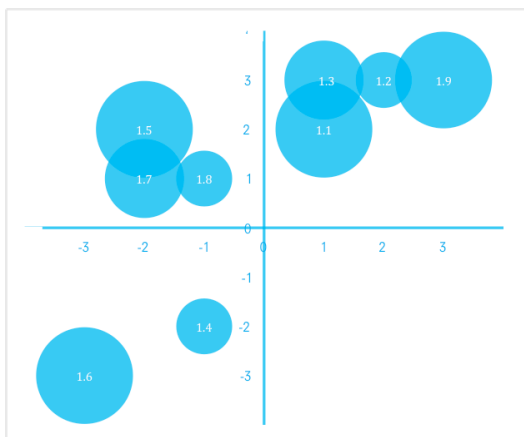


How skilled?



How long?

Magic quadrants™ are produced by rating each of the indicators. Doing this produces quadrant graphs that show leaders where their strengths are and where they need to improve.



Magic Quadrants™ help schools to identify action. If a school has high clarity and high expertise then they are in a prime position to help others. If a school has high expertise and low clarity, leaders know what to do to improve: increase clarity.

## Good does not always equal good

Two schools rated as 'good' by Ofsted are probably completely different and good for entirely different reasons.

That's why using Ofsted grades is not very helpful in learning from each other. A school that is not yet good may look at a school that is and replicate many of its features. They may not, however be the right features for the not yet good school. 'Good' takes many forms and it is not a tick list of things to do.

Magic Quadrants™ helps schools to pinpoint areas in which they are effective and areas they are not. It is much more diagnostic than the Ofsted framework.

## Peer review

Schools that share their strengths and areas for improvement based on the lenses and Magic Quadrants™ have access to a ready database of who can help and who needs help. Because of its systematic nature, all schools use the same indicators to rate themselves and peers work with them in comparative judgements to validate their findings.

## Coherent CPD

Schools that share their lenses and Magic Quadrants™ data may also use the information to provide a coherent CPD strategy. By identifying schools that have strengths in each lens, or for each indicator within a lens, CPD becomes systematic and based on a deep insight into the development needs of schools. Schools with expertise share it. Schools needing help know where to go for it.

## Cost

### **Annual subscription: £280 per school**

Includes Framework and Magic Quadrants™ website\*

*\*Schools wishing to collaborate make their own arrangements for sharing information. No information is shared between schools unless they specifically wish to and arrange this for themselves.*